

# Energy Efficiency – Part 12

Energy Efficiency  
Requirements for Housing  
(After January 1, 2012)

EnerGuide 80  
NRCan Procedures

Supplementary Standard  
SB- 12

Prescriptive Requirements  
SB-12 - 2.1.1.



Performance Method  
SB-12 – 2.1.2.

# Energy Efficiency – Part 12

Energy Efficiency  
Requirements for Housing  
(After January 1, 2012)

EnerGuide 80  
NRCan Procedures

Supplementary Standard  
SB- 12



# EnerGuide 80 Approach

Building Code Requirements - 12.2.1.2.(3)(a) of Division B

- (3) The energy efficiency of a building or part of a building of residential occupancy that is within the scope of Part 9 and is intended for occupancy on a continuing basis during the winter months shall,
- (a) meet the performance level that is equal to a rating of 80 or more when evaluated in accordance with NRCan, "EnerGuide for New Houses: Administrative and Technical Procedures"

Demonstrating performance level of EnerGuide 80

- HOT2000 run based on version 9.34c
- Blower Door Test

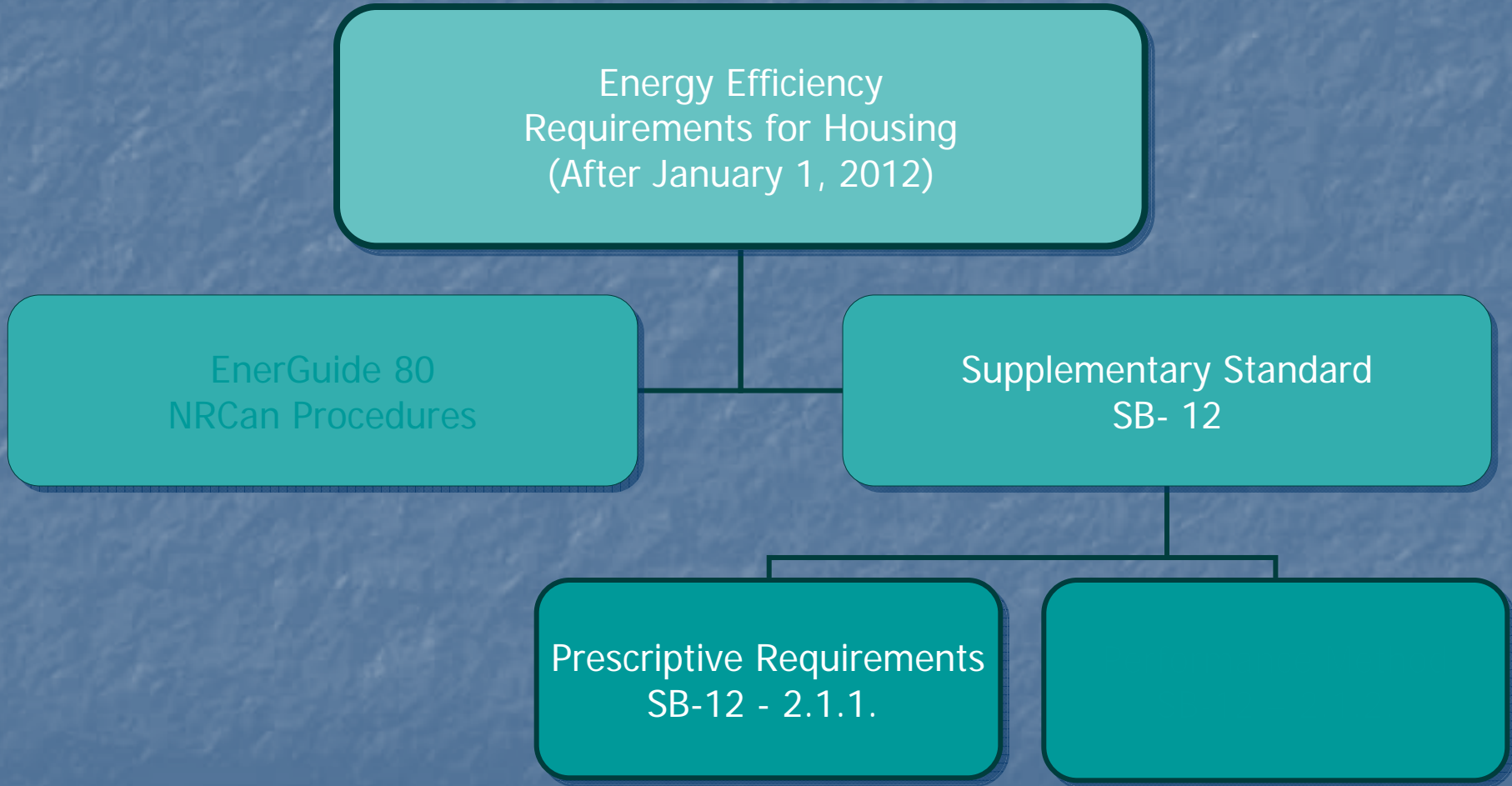
# Energy Efficiency – Part 12

Energy Efficiency  
Requirements for Housing  
(After January 1, 2012)

EnerGuide 80  
NRCan Procedures

Supplementary Standard  
SB- 12

Prescriptive Requirements  
SB-12 - 2.1.1.



# SB-12 Prescriptive Approach

Building Code Requirements - 12.2.1.2.(3)(b) of Division B

(3) The energy efficiency of a building or part of a building of residential occupancy that is within the scope of Part 9 and is intended for occupancy on a continuing basis during the winter months shall,

(b) conform to Supplementary Standard SB-12

Compliance Packages are based on

- Climate Zone
- Space Heating Equipment
- Heating Fuel/Energy used

# SB-12 Prescriptive Approach

The prescriptive compliance packages prescribe;

- Minimum RSI (R-value) and maximum U values for building envelope components,
- Minimum efficiency rating for space heating equipment,
- Minimum efficiency ratings for domestic hot water heaters, and
- HRV's (in some cases)

Three Tables for each Zone (1 or 2) \*\*Waterloo Region is Zone 1\*\*

- Table A – AFUE  $\geq$  90 %
- Table B – AFUE  $\geq$  78 % and  $<$  90 %
- Table C – Electric Space Heating

AFUE = Annual Fuel Utilization Efficiency

# SB-12 Prescriptive Approach

## Additional Considerations before using the Tables

- Determine ratio of gross window areas to gross area of exterior walls 2.1.1.1.(7)(8)(9)(10)
  - if  $\leq 17\%$  follow compliance package requirements (Tables)
  - If  $17\% <$  and  $\leq 22\%$  upgrade U-value of glazing (Tables)
  - If  $> 22\%$  must use performance approach in SB-12 - 2.1.2.
- Walkout Basements 2.1.1.1.(11)
  - Basement walls separating indoor spaces from outdoor spaces shall have a thermal performance level equal to that of the above grade walls

**Table 2.1.1.2.A**  
**ZONE 1 - Compliance Packages for Space Heating Equipment with AFUE ≥ 90%**  
 Forming Part of Sentence 2.1.1.2.(1)

Component	Compliance Package												
	A	B	C	D	E	F	G	H	I	J	K <sup>(4)</sup>	L <sup>(5)</sup>	M <sup>(6)</sup>
Ceiling with Attic Space Minimum RSI (R)-Value <sup>(1)</sup>	8.81 (R50)	8.81 (R50)	8.81 (R50)	8.81 (R50)	8.81 (R50)	8.81 (R50)	8.81 (R50)	8.81 (R50)	8.81 (R50)	8.81 (R50)	8.81 (R50)	8.81 (R50)	8.81 (R50)
Ceiling Without Attic Space Minimum RSI (R)-Value <sup>(1)</sup>	5.46 (R31)	5.46 (R31)	5.46 (R31)	5.46 (R31)	5.46 (R31)	5.46 (R31)	5.46 (R31)	5.46 (R31)	5.46 (R31)	5.46 (R31)	5.46 (R31)	5.46 (R31)	5.46 (R31)
Exposed Floor Minimum RSI (R)-Value <sup>(1)</sup>	5.46 (R31)	5.46 (R31)	5.46 (R31)	5.46 (R31)	5.46 (R31)	5.46 (R31)	5.46 (R31)	5.46 (R31)	5.46 (R31)	5.46 (R31)	5.46 (R31)	5.46 (R31)	5.46 (R31)
Walls Above Grade Minimum RSI (R)-Value <sup>(1)</sup>	4.23 (R24)	4.75 (R27)	4.75 (R27)	4.23 (R24)	4.23 (R24)	4.23 (R24)	4.23 (R24)	4.23 (R24)	3.87 (R22)	3.87 (R22)	3.87 (R22)	4.23 (R24)	4.23 (R24)
Basement Walls Minimum RSI (R)-Value <sup>(1)</sup>	3.52 (R20)	3.52 (R20)	3.52 (R20)	3.52 (R20)	3.52 (R20)	2.11 (R12)	2.11 (R12)	2.11 (R12)	3.52 (R20)	2.11 (R12)	3.87 (R22)	3.87 (R22)	3.52 (R20)
Below Grade Slab Entire surface > 600 mm below grade Minimum RSI (R)-Value <sup>(1)</sup>	0.88 (R5)	-	-	-	-	-	-	-	-	-	-	-	-
Edge of Below Grade Slab ≤ 600 mm Below Grade Minimum RSI (R)-Value <sup>(1)</sup>	1.76 (R10)	1.76 (R10)	1.76 (R10)	1.76 (R10)	1.76 (R10)	1.76 (R10)	1.76 (R10)	1.76 (R10)	1.76 (R10)	1.76 (R10)	1.76 (R10)	1.76 (R10)	1.76 (R10)
Heated Slab or Slab ≤ 600 mm below grade Minimum RSI (R)-Value <sup>(1)</sup>	1.76 (R10)	1.76 (R10)	1.76 (R10)	1.76 (R10)	1.76 (R10)	1.76 (R10)	1.76 (R10)	1.76 (R10)	1.76 (R10)	1.76 (R10)	1.76 (R10)	1.76 (R10)	1.76 (R10)
Windows and Sliding Glass Doors Maximum U-Value <sup>(2)</sup>	1.6	1.6	1.8	1.8	1.8	1.8	1.8	2	1.8	1.8	1.8	1.8	1.8
Skylights Maximum U-Value <sup>(2)</sup>	2.8	2.8	2.8	2.8	2.8	2.8	2.8	2.8	2.8	2.8	2.8	2.8	2.8
Space Heating Equipment Minimum AFUE	90%	90%	94%	94%	90%	94%	92%	94%	92%	94%	90%	94%	90%
HRV Minimum Efficiency	-	-	-	-	55%	60%	60%	70%	55%	60%	-	-	-
Domestic Hot Water Heater Minimum EF	0.57 <sup>(3)</sup>	0.57 <sup>(3)</sup>	0.62	0.67	0.57 <sup>(3)</sup>	0.57 <sup>(3)</sup>	0.62	0.67	0.62	0.67	0.57 <sup>(3)</sup>	0.57 <sup>(3)</sup>	0.8
Column 1	2	3	4	5	6	7	8	9	10	11	12	13	14

**Notes to Table 2.1.1.2.A.:**

- (1) The values listed are minimum RSI-Values for the thermal insulation component only. RSI-Values expressed in (m<sup>2</sup>· K)/W.
- (2) U-Value is the overall coefficient of heat transfer expressed in W/(m<sup>2</sup>· K).
- (3) Minimum efficiency regulated by *Green Energy Act, 2009*.
- (4) Applies to a *building* with both ICF *basement* walls and ICF above grade walls where the thermal insulation value is the sum of the insulation value on both sides of the walls.
- (5) Applies to a *building* with ICF *basement* walls only where the thermal insulation value is the sum of the insulation value on both sides of the walls.
- (6) Applies to a *building* with combined space heating and domestic hot water heating system.

**Table 2.1.1.2.A**  
**ZONE 1 - Compliance Packages for Space Heating Equipment with AFUE ≥ 90%**  
 Forming Part of Sentence 2.1.1.2.(1)

Component	Compliance Package											K <sup>(4)</sup>	L <sup>(5)</sup>	M <sup>(6)</sup>	
	A	B	C	D	E	F	G	H	I	J					
Ceiling with Attic Space Minimum RSI (R)-Value <sup>(1)</sup>	8.81 (R50)	8.81 (R50)	8.81 (R50)	8.81 (R50)	8.81 (R50)	8.81 (R50)	8.81 (R50)	8.81 (R50)	8.81 (R50)	8.81 (R50)	8.81 (R50)	8.81 (R50)	8.81 (R50)	8.81 (R50)	8.81 (R50)
Ceiling Without Attic Space Minimum RSI (R)-Value <sup>(1)</sup>	5.46 (R31)	5.46 (R31)	5.46 (R31)	5.46 (R31)	5.46 (R31)	5.46 (R31)	5.46 (R31)	5.46 (R31)	5.46 (R31)	5.46 (R31)	5.46 (R31)	5.46 (R31)	5.46 (R31)	5.46 (R31)	5.46 (R31)
Exposed Floor Minimum RSI (R)-Value <sup>(1)</sup>	5.46 (R31)	5.46 (R31)	5.46 (R31)	5.46 (R31)	5.46 (R31)	5.46 (R31)	5.46 (R31)	5.46 (R31)	5.46 (R31)	5.46 (R31)	5.46 (R31)	5.46 (R31)	5.46 (R31)	5.46 (R31)	5.46 (R31)
Walls Above Grade Minimum RSI (R)-Value <sup>(1)</sup>	4.23 (R24)	4.75 (R27)	4.75 (R27)	4.23 (R24)	4.23 (R24)	4.23 (R24)	4.23 (R24)	4.23 (R24)	3.87 (R22)	3.87 (R22)	3.87 (R22)	4.23 (R24)	4.23 (R24)	4.23 (R24)	4.23 (R24)
Basement Walls Minimum RSI (R)-Value <sup>(1)</sup>	3.52 (R20)	3.52 (R20)	3.52 (R20)	3.52 (R20)	3.52 (R20)	2.11 (R12)	2.11 (R12)	2.11 (R12)	3.52 (R20)	2.11 (R12)	3.87 (R22)	3.87 (R22)	3.87 (R22)	3.52 (R20)	3.52 (R20)
Below Grade Slab Entire surface > 600 mm below grade Minimum RSI (R)-Value <sup>(1)</sup>	0.88 (R5)	-	-	-	-	-	-	-	-	-	-	-	-	-	-
Edge of Below Grade Slab ≤ 600 mm Below Grade Minimum RSI (R)-Value <sup>(1)</sup>	1.76 (R10)	1.76 (R10)	1.76 (R10)	1.76 (R10)	1.76 (R10)	1.76 (R10)	1.76 (R10)	1.76 (R10)	1.76 (R10)	1.76 (R10)	1.76 (R10)	1.76 (R10)	1.76 (R10)	1.76 (R10)	1.76 (R10)
Heated Slab or Slab ≤ 600 mm below grade Minimum RSI (R)-Value <sup>(1)</sup>	1.76 (R10)	1.76 (R10)	1.76 (R10)	1.76 (R10)	1.76 (R10)	1.76 (R10)	1.76 (R10)	1.76 (R10)	1.76 (R10)	1.76 (R10)	1.76 (R10)	1.76 (R10)	1.76 (R10)	1.76 (R10)	1.76 (R10)
Windows and Sliding Glass Doors Maximum U-Value <sup>(2)</sup>	1.6	1.6	1.8	1.8	1.8	1.8	1.8	2	1.8	1.8	1.8	1.8	1.8	1.8	1.8
Skylights Maximum U-Value <sup>(2)</sup>	2.8	2.8	2.8	2.8	2.8	2.8	2.8	2.8	2.8	2.8	2.8	2.8	2.8	2.8	2.8
Space Heating Equipment Minimum AFUE	90%	90%	94%	94%	90%	94%	92%	94%	92%	94%	90%	94%	90%	90%	90%
HRV Minimum Efficiency	-	-	-	-	55%	60%	60%	70%	55%	60%	-	-	-	-	-
Domestic Hot Water Heater Minimum EF	0.57 <sup>(3)</sup>	0.57 <sup>(3)</sup>	0.62	0.67	0.57 <sup>(3)</sup>	0.57 <sup>(3)</sup>	0.62	0.67	0.62	0.67	0.57 <sup>(3)</sup>	0.57 <sup>(3)</sup>	0.8	0.57 <sup>(3)</sup>	0.8
Column 1	2	3	4	5	6	7	8	9	10	11	12	13	14	14	14

**Notes to Table 2.1.1.2.A.:**

- (1) The values listed are minimum RSI-Values for the thermal insulation component only. RSI-Values expressed in (m<sup>2</sup>· K)/W.
- (2) U-Value is the overall coefficient of heat transfer expressed in W/(m<sup>2</sup>· K).
- (3) Minimum efficiency regulated by *Green Energy Act, 2009*.
- (4) Applies to a building with both ICF basement walls and ICF above grade walls where the thermal insulation value is the sum of the insulation value on both sides of the walls.
- (5) Applies to a building with ICF basement walls only where the thermal insulation value is the sum of the insulation value on both sides of the walls.
- (6) Applies to a building with combined space heating and domestic hot water heating system.

**Table 2.1.1.2.A**  
**ZONE 1 - Compliance Packages for Space Heating Equipment with AFUE ≥ 90%**  
 Forming Part of Sentence 2.1.1.2.(1)

Component	Compliance Package												
	A	B	C	D	E	F	G	H	I	J	K <sup>(4)</sup>	L <sup>(5)</sup>	M <sup>(6)</sup>
Ceiling with Attic Space Minimum RSI (R)-Value <sup>(1)</sup>	8.81 (R50)	8.81 (R50)	8.81 (R50)	8.81 (R50)	8.81 (R50)	8.81 (R50)	8.81 (R50)	8.81 (R50)	8.81 (R50)	8.81 (R50)	8.81 (R50)	8.81 (R50)	8.81 (R50)
Ceiling Without Attic Space Minimum RSI (R)-Value <sup>(1)</sup>	5.46 (R31)	5.46 (R31)	5.46 (R31)	5.46 (R31)	5.46 (R31)	5.46 (R31)	5.46 (R31)	5.46 (R31)	5.46 (R31)	5.46 (R31)	5.46 (R31)	5.46 (R31)	5.46 (R31)
Exposed Floor Minimum RSI (R)-Value <sup>(1)</sup>	5.46 (R31)	5.46 (R31)	5.46 (R31)	5.46 (R31)	5.46 (R31)	5.46 (R31)	5.46 (R31)	5.46 (R31)	5.46 (R31)	5.46 (R31)	5.46 (R31)	5.46 (R31)	5.46 (R31)
Walls Above Grade Minimum RSI (R)-Value <sup>(1)</sup>	4.23 (R24)	4.75 (R27)	4.75 (R27)	4.23 (R24)	4.23 (R24)	4.23 (R24)	4.23 (R24)	4.23 (R24)	3.87 (R22)	3.87 (R22)	3.87 (R22)	4.23 (R24)	4.23 (R24)
Basement Walls Minimum RSI (R)-Value <sup>(1)</sup>	3.52 (R20)	3.52 (R20)	3.52 (R20)	3.52 (R20)	3.52 (R20)	2.11 (R12)	2.11 (R12)	2.11 (R12)	3.52 (R20)	2.11 (R12)	3.87 (R22)	3.87 (R22)	3.52 (R20)
Below Grade Slab Entire surface > 600 mm below grade Minimum RSI (R)-Value <sup>(1)</sup>	0.88 (R5)	-	-	-	-	-	-	-	-	-	-	-	-
Edge of Below Grade Slab ≤ 600 mm Below Grade Minimum RSI (R)-Value <sup>(1)</sup>	1.76 (R10)	1.76 (R10)	1.76 (R10)	1.76 (R10)	1.76 (R10)	1.76 (R10)	1.76 (R10)	1.76 (R10)	1.76 (R10)	1.76 (R10)	1.76 (R10)	1.76 (R10)	1.76 (R10)
Heated Slab or Slab ≤ 600 mm below grade Minimum RSI (R)-Value <sup>(1)</sup>	1.76 (R10)	1.76 (R10)	1.76 (R10)	1.76 (R10)	1.76 (R10)	1.76 (R10)	1.76 (R10)	1.76 (R10)	1.76 (R10)	1.76 (R10)	1.76 (R10)	1.76 (R10)	1.76 (R10)
Windows and Sliding Glass Doors Maximum U-Value <sup>(2)</sup>	1.6	1.6	1.8	1.8	1.8	1.8	1.8	2	1.8	1.8	1.8	1.8	1.8
Skylights Maximum U-Value <sup>(2)</sup>	2.8	2.8	2.8	2.8	2.8	2.8	2.8	2.8	2.8	2.8	2.8	2.8	2.8
Space Heating Equipment Minimum AFUE	90%	90%	94%	94%	90%	94%	92%	94%	92%	94%	90%	94%	90%
HRV Minimum Efficiency	-	-	-	-	55%	60%	60%	70%	55%	60%	-	-	-
Domestic Hot Water Heater Minimum EF	0.57 <sup>(3)</sup>	0.57 <sup>(3)</sup>	0.62	0.67	0.57 <sup>(3)</sup>	0.57 <sup>(3)</sup>	0.62	0.67	0.62	0.67	0.57 <sup>(3)</sup>	0.57 <sup>(3)</sup>	0.8
Column 1	2	3	4	5	6	7	8	9	10	11	12	13	14

**Notes to Table 2.1.1.2.A.:**

- (1) The values listed are minimum RSI-Values for the thermal insulation component only. RSI-Values expressed in (m<sup>2</sup>· K)/W.
- (2) U-Value is the overall coefficient of heat transfer expressed in W/(m<sup>2</sup>· K).
- (3) Minimum efficiency regulated by *Green Energy Act, 2009*.
- (4) Applies to a *building* with both ICF *basement* walls and ICF above grade walls where the thermal insulation value is the sum of the insulation value on both sides of the walls.
- (5) Applies to a *building* with ICF *basement* walls only where the thermal insulation value is the sum of the insulation value on both sides of the walls.
- (6) Applies to a *building* with combined space heating and domestic hot water heating system.

**Table 2.1.1.2.A**  
**ZONE 1 - Compliance Packages for Space Heating Equipment with AFUE ≥ 90%**  
 Forming Part of Sentence 2.1.1.2.(1)

Component	Compliance Package												
	A	B	C	D	E	F	G	H	I	J	K <sup>(4)</sup>	L <sup>(5)</sup>	M <sup>(6)</sup>
Ceiling with Attic Space Minimum RSI (R)-Value <sup>(1)</sup>	8.81 (R50)	8.81 (R50)	8.81 (R50)	8.81 (R50)	8.81 (R50)	8.81 (R50)	8.81 (R50)	8.81 (R50)	8.81 (R50)	8.81 (R50)	8.81 (R50)	8.81 (R50)	8.81 (R50)
Ceiling Without Attic Space Minimum RSI (R)-Value <sup>(1)</sup>	5.46 (R31)	5.46 (R31)	5.46 (R31)	5.46 (R31)	5.46 (R31)	5.46 (R31)	5.46 (R31)	5.46 (R31)	5.46 (R31)	5.46 (R31)	5.46 (R31)	5.46 (R31)	5.46 (R31)
Exposed Floor Minimum RSI (R)-Value <sup>(1)</sup>	5.46 (R31)	5.46 (R31)	5.46 (R31)	5.46 (R31)	5.46 (R31)	5.46 (R31)	5.46 (R31)	5.46 (R31)	5.46 (R31)	5.46 (R31)	5.46 (R31)	5.46 (R31)	5.46 (R31)
Walls Above Grade Minimum RSI (R)-Value <sup>(1)</sup>	4.23 (R24)	4.75 (R27)	4.75 (R27)	4.23 (R24)	4.23 (R24)	4.23 (R24)	4.23 (R24)	4.23 (R24)	3.87 (R22)	3.87 (R22)	3.87 (R22)	4.23 (R24)	4.23 (R24)
Basement Walls Minimum RSI (R)-Value <sup>(1)</sup>	3.52 (R20)	3.52 (R20)	3.52 (R20)	3.52 (R20)	3.52 (R20)	2.11 (R12)	2.11 (R12)	2.11 (R12)	3.52 (R20)	2.11 (R12)	3.87 (R22)	3.87 (R22)	3.52 (R20)
Below Grade Slab Entire surface > 600 mm below grade Minimum RSI (R)-Value <sup>(1)</sup>	0.88 (R5)	-	-	-	-	-	-	-	-	-	-	-	-
Edge of Below Grade Slab ≤ 600 mm Below Grade Minimum RSI (R)-Value <sup>(1)</sup>	1.76 (R10)	1.76 (R10)	1.76 (R10)	1.76 (R10)	1.76 (R10)	1.76 (R10)	1.76 (R10)	1.76 (R10)	1.76 (R10)	1.76 (R10)	1.76 (R10)	1.76 (R10)	1.76 (R10)
Heated Slab or Slab ≤ 600 mm below grade Minimum RSI (R)-Value <sup>(1)</sup>	1.76 (R10)	1.76 (R10)	1.76 (R10)	1.76 (R10)	1.76 (R10)	1.76 (R10)	1.76 (R10)	1.76 (R10)	1.76 (R10)	1.76 (R10)	1.76 (R10)	1.76 (R10)	1.76 (R10)
Windows and Sliding Glass Doors Maximum U-Value <sup>(2)</sup>	1.6	1.6	1.8	1.8	1.8	1.8	1.8	2	1.8	1.8	1.8	1.8	1.8
Skylights Maximum U-Value <sup>(2)</sup>	2.8	2.8	2.8	2.8	2.8	2.8	2.8	2.8	2.8	2.8	2.8	2.8	2.8
Space Heating Equipment Minimum AFUE	90%	90%	94%	94%	90%	94%	92%	94%	92%	94%	90%	94%	90%
HRV Minimum Efficiency	-	-	-	-	55%	60%	60%	70%	55%	60%	-	-	-
Domestic Hot Water Heater Minimum EF	0.57 <sup>(3)</sup>	0.57 <sup>(3)</sup>	0.62	0.67	0.57 <sup>(3)</sup>	0.57 <sup>(3)</sup>	0.62	0.67	0.62	0.67	0.57 <sup>(3)</sup>	0.57 <sup>(3)</sup>	0.8
Column 1	2	3	4	5	6	7	8	9	10	11	12	13	14

**Notes to Table 2.1.1.2.A.:**

- (1) The values listed are minimum RSI-Values for the thermal insulation component only. RSI-Values expressed in (m<sup>2</sup>· K)/W.
- (2) U-Value is the overall coefficient of heat transfer expressed in W/(m<sup>2</sup>· K).
- (3) Minimum efficiency regulated by *Green Energy Act, 2009*.
- (4) Applies to a *building* with both ICF *basement* walls and ICF above grade walls where the thermal insulation value is the sum of the insulation value on both sides of the walls.
- (5) Applies to a *building* with ICF *basement* walls only where the thermal insulation value is the sum of the insulation value on both sides of the walls.
- (6) Applies to a *building* with combined space heating and domestic hot water heating system.


# Energy Efficiency – Part 12

Energy Efficiency  
Requirements for Housing  
(After January 1, 2012)

EnerGuide 80  
NRCan Procedures

Supplementary Standard  
SB- 12

Performance Method  
SB-12 – 2.1.2.



# SB-12 Performance Approach

Building Code Requirements - 12.2.1.2.(3)(b) of Division B

(3) The energy efficiency of a building or part of a building of residential occupancy that is within the scope of Part 9 and is intended for occupancy on a continuing basis during the winter months shall,

(b) conform to Supplementary Standard SB-12

Performance is based on Annual Energy use of the building – 2.1.2.1.(4)

- use of a recognized annual energy simulation software
- use of local climatic data
- air leakage rates of 3.1 for detached homes and 3.6 for attached homes
- the equivalent domestic hot water, appliance and other plug-in loads shall be assumed in both calculations

# SB-12 Performance Approach

Performance Approach steps to follow;

- Pick an appropriate compliance package (from Tables A, B or C)
- Simulate the building's annual energy use based on the building being constructed in accordance with the selected compliance package
- Simulate the building's annual energy use based on the building being constructed in accordance with a proposed design
- Compare the results of the simulations

Note:

Where the overall thermal performance of the proposed building envelope is less than the envelope performance of the compliance package that is compared against it, the reduction in the performance level of the building envelope shall not be more than **25%**.

SB-12 - 2.1.2.1.(5)

# After today...

- A working group made up of MMAH, OHBA, LMCBO and OBOA is currently working on a standard form to be submitted at permit application outlining compliance path and key pieces of information
- A proposal from OHBA has been submitted to MMAH for the Building Code to be amended to recognize EnergyStar, this proposal is currently under review
- Please stay in touch with your local Building Department for future presentations and updates as we quickly approach January 1, 2012 and some items remain outstanding

# Thanks



The Corporation  
of the City  
of Cambridge  
[www.cambridge.ca](http://www.cambridge.ca)

50 Dickson Street, 3rd Floor  
P.O. Box 669  
Cambridge, ON N1R 5W8

Tel: 519.740.4613 x 4578  
Fax: 519.622.6184  
TTY: 519.623.6691  
[purcell@cambridge.ca](mailto:purcell@cambridge.ca)

**Dennis Purcell, C.B.C.O.**  
Manager of Municipal Building Officials

Bus: 519-747-8793  
Fax: 519-747-8792



**Rick Block, C.B.C.O.**  
Deputy Chief Building Official

Waterloo City Centre  
100 Regina St. S., Waterloo, ON, Canada N2J 4A8  
e-mail: [rblock@city.waterloo.on.ca](mailto:rblock@city.waterloo.on.ca)  
website: [www.waterloo.ca](http://www.waterloo.ca)



City Hall  
200 King Street West  
5th Floor  
PO Box 1118  
Kitchener ON N2G-4G7  
CANADA  
[www.kitchener.ca](http://www.kitchener.ca)

*Tim Benedict* C.B.C.O.  
Manager of Building  
Building Division  
Community Services Department

R 519.741.2645  
F 519.741.2775  
TTY 1.888.669.9554  
[tim.benedict@kitchener.ca](mailto:tim.benedict@kitchener.ca)